


Tissue sample collection instructions


1. FFPE sample requirements

- Formalin-fixed paraffin embedded (FFPE) block with $>25 \text{ mm}^2$ minimum (tissue block) and 1 H&E slide (preferred) surface area **OR**
- 6-10 unstained slides at 10-microns each or 12-20 unstained slides at 5-microns each **PLUS** one H&E slide



Tumor block

OR



Slides

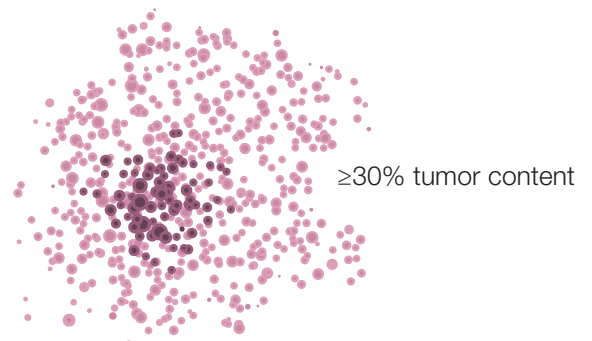
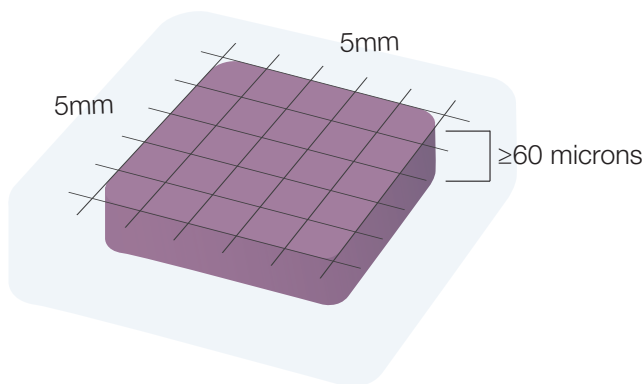
+



H&E Slide

2. Sample guidelines

- Tissue surface area should be $5 \text{ mm}^2 \times 5 \text{ mm}^2$
- Tissue volume should be ≥ 60 microns in total thickness
- Tumor content must be $\geq 30\%$



Note: Submitting suboptimal samples decreases the likelihood of test success and may lead to requests for additional unstained slides or blocks.

3. Packing preparation



A

Ensure all primary specimen containers are labeled with two unique patient identifiers and collection date. Complete pathology section on the Signatera requisition form.

B

Place samples in a biohazard bag. Pack samples, all order documents (completed requisition form, pathology report, copy of patient's insurance), and the cool pack included, into the Signatera Tissue Collection Kit box.

4. Shipping

Place the kit box into the pre-labelled FedEx Clinical Pak envelope provided and seal contents. Call 1.800.GO.FEDEX to arrange a pickup.

